

Former Temporary Terminal & Community Outreach Regarding Interim Usage

August 11, 2020



Former Temporary Terminal – Present Situation

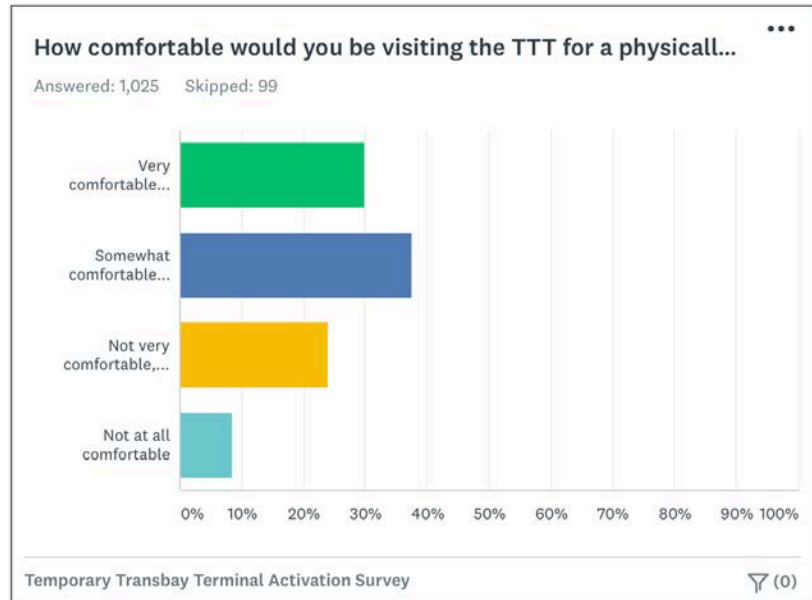
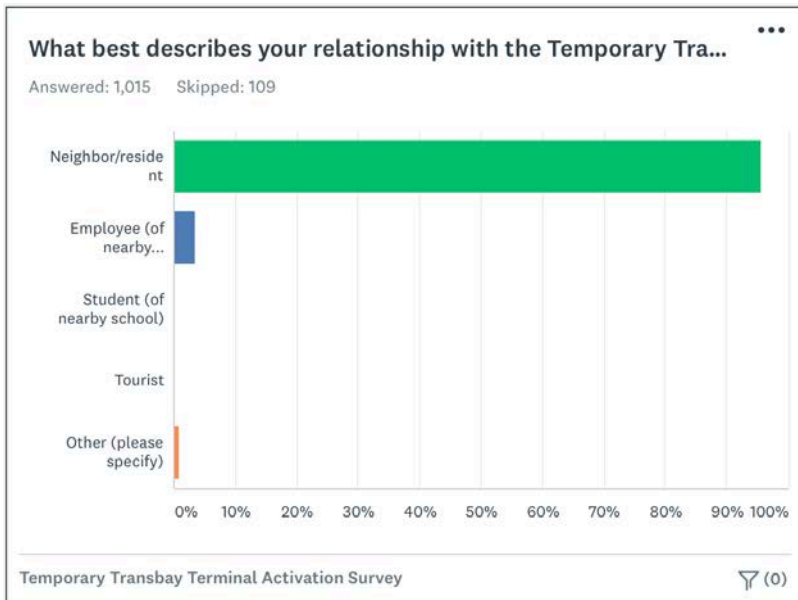
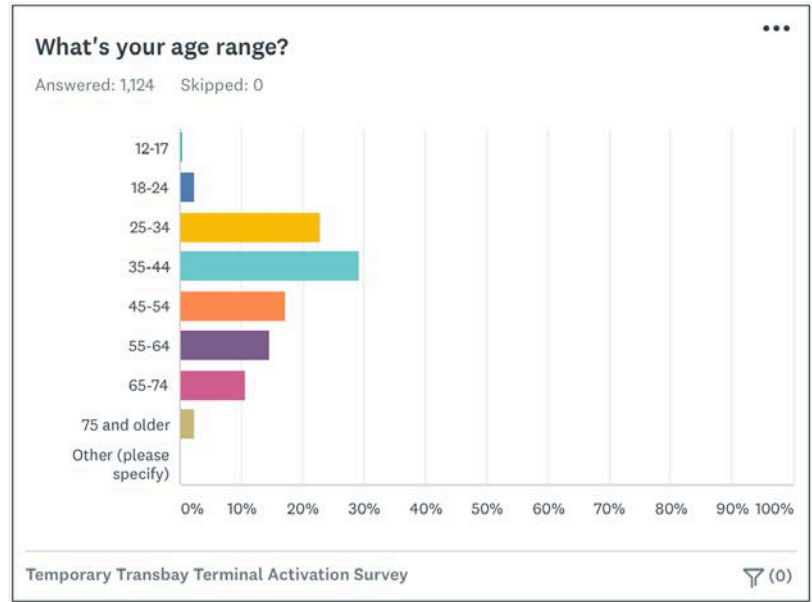
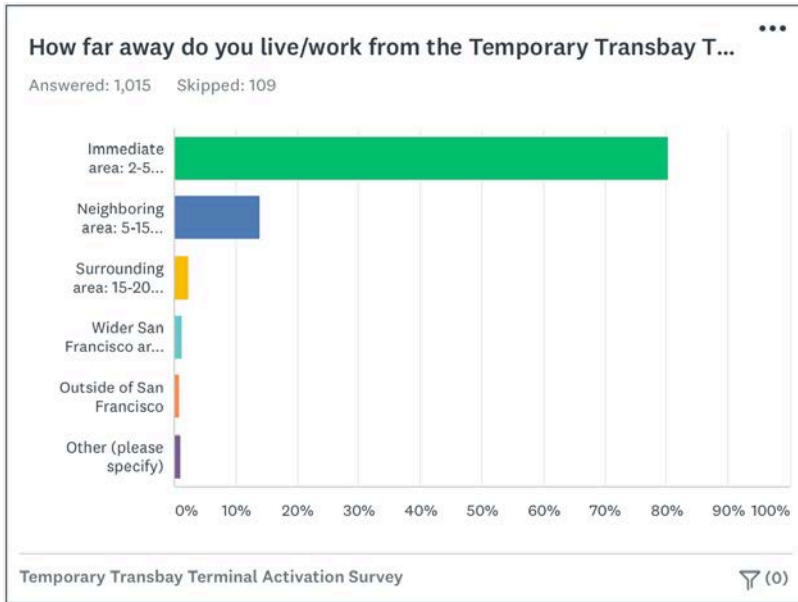
- ❑ Currently subject to terms and conditions of license agreement with City and County of San Francisco
- ❑ Soon to be under contract for sale to OCII for future development
- ❑ Before development commences, could be opportunity for interim site usage



Former Temporary Terminal – Community Outreach

- ❑ East Cut Community Benefit District initiated on-line survey in mid-July
 - ❑ Some demographic questions
 - ❑ Measured general comfort in visiting site
 - ❑ Sought input on emergency shelter related uses
 - ❑ Sought input on particular interim and long-term activation options
- ❑ Over 1,100 responses, overwhelming majority identified as “neighbor/resident”

Survey Results as Submitted by East Cut CBD



Survey Results as Submitted by East Cut CBD

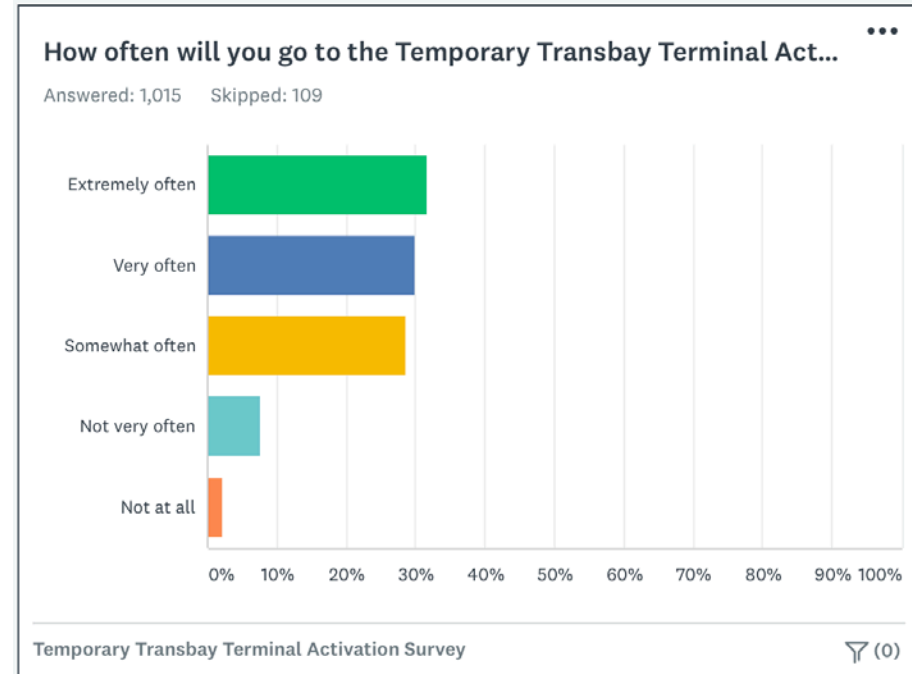
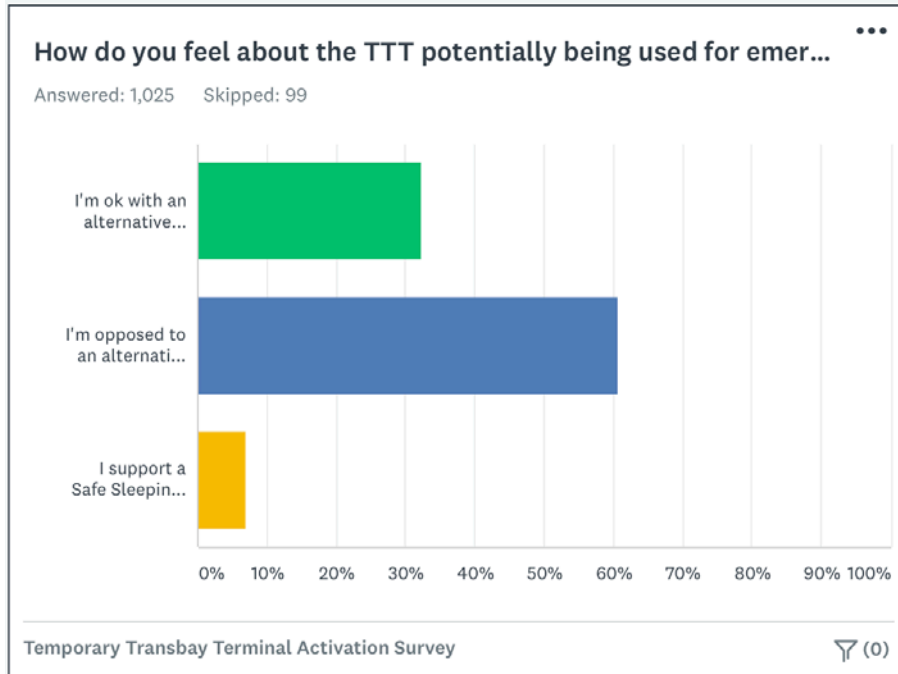
Below are a list of potential activations for the TTT during the COVID-19 emergency. Please rank them from 1 to 5, with 1 being most desired and 5 being least desired.

	1	2	3	4	5	TOTAL
Outdoor food court with physically-distanced seating arrangements	43.80% 449	24.88% 255	15.32% 157	9.85% 101	6.15% 63	1,025
Farmer's market	20.98% 215	24.00% 246	21.85% 224	18.15% 186	15.02% 154	1,025
Outdoor retail market (East Cut and greater-SF businesses)	10.15% 104	25.07% 257	30.15% 309	21.17% 217	13.46% 138	1,025
Recreation zone (children's bicycling course, outdoor games, basketball court, etc.)	16.00% 164	14.05% 144	15.12% 155	23.90% 245	30.93% 317	1,025
Outdoor movie theater (drive-in or physically-distanced seating)	9.07% 93	12.00% 123	17.56% 180	26.93% 276	34.44% 353	1,025

What longer term installations would you like to see at the TTT? Please rank the list from 1-4, with 1 being most desired and 4 being least desired.

	1	2	3	4	TOTAL
Outdoor restaurant and bar	44.20% 453	27.41% 281	18.54% 190	9.85% 101	1,025
Community garden space	34.05% 349	33.27% 341	24.78% 254	7.90% 81	1,025
Art installations	10.15% 104	27.51% 282	38.15% 391	24.20% 248	1,025
Dog play area	11.61% 119	11.80% 121	18.54% 190	58.05% 595	1,025

Survey Results as Submitted by East Cut CBD



Former Temporary Terminal – Next Steps

- ❑ Office of Economic & Workforce Development staff of City is mobilized to query business owners and operators for input, given initial survey results
- ❑ Jointly with East Cut CBD and OCII, develop draft solicitation for interim use, informed by current and future survey data

Questions?

