

Security Operations Update October – December 2021

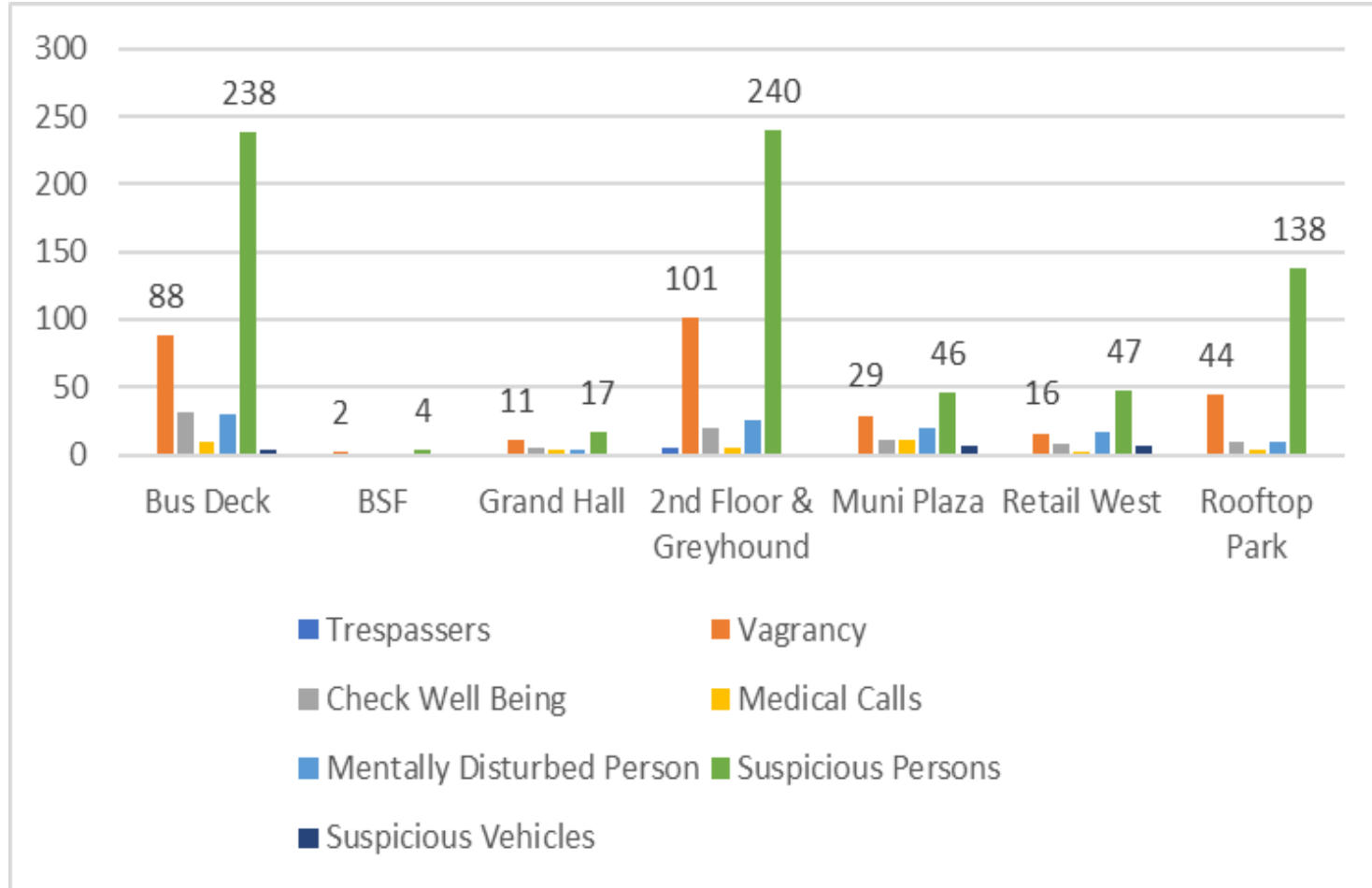
Citizens Advisory Committee
February 8, 2022



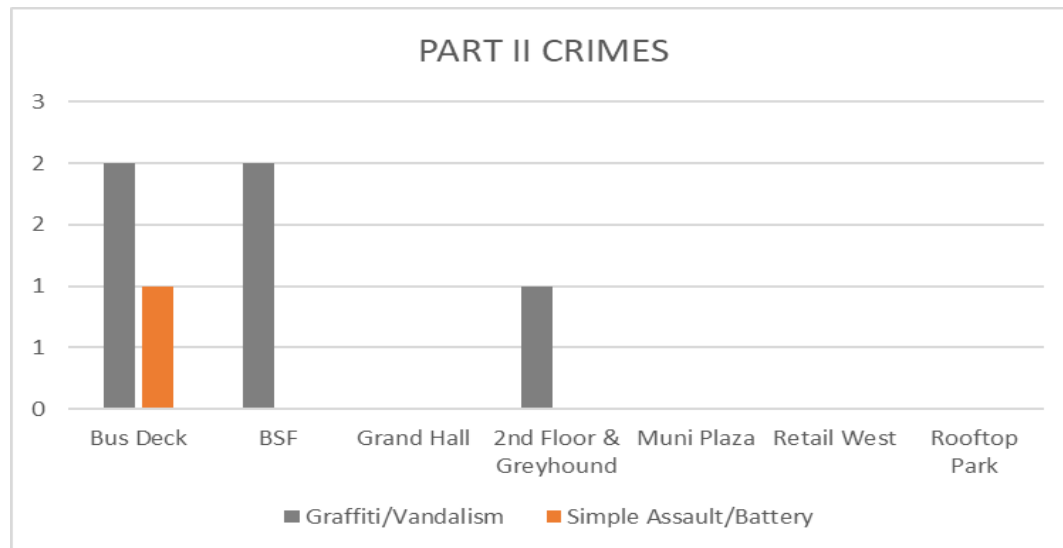
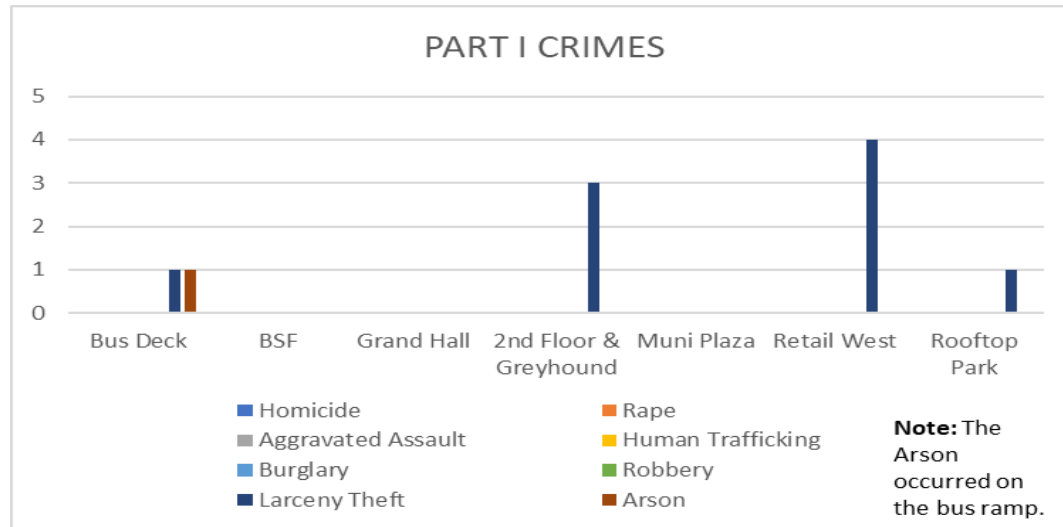
CONTRACT SECURITY KEY PERFORMANCE INDICATORS

Personnel Turnover					
Definition	Must be able to place and retain personnel who will deliver consistent, and high-quality service.				
Calculation	Employees terminated/resigned during this period divided by the number of employees who began this period.				
Thresholds	Meets fully 0% 4	Meets consistently 19%-15% 3	Generally Meets 24%-20% 2	Often doesn't meet 29%-25% 1	Does Not Meet 30%-> 0
Results	AUS attained a 19 % turnover rate.				
Post Staffing					
Definition	All critical posts are to be staffed by trained and licensed personnel on a consistent basis.				
Calculation	The number of actual hours divided by the number of expected hours during the period.				
Thresholds	Meets fully 100-95% 4	Meets consistently 94.99% - 90% 3	Generally Meets 89.99%-85.00% 2	Often doesn't meet 84.99%-80.00% 1	Does Not Meet 79.00%-> 0
Results	AUS staffing resulted in a score of 75%. There were some breakthrough Covid-19 cases involving personnel. Additionally, vacation requests were approved before the Thanksgiving and Christmas holidays to ensure continuity of operations.				
Post & Site Competency Testing					
Definition	Testing will be administered monthly to Eight (8) random posts to ensure compliance.				
Calculation	Personnel must pass with at least 85%—the total sum of test scores divided by 24.				
Thresholds	Meets fully 100-95% 4	Meets consistently 94.99% - 90% 3	Generally Meets 89.99%-85.00% 2	Often doesn't meet 84.99%-80.00% 1	Does Not Meet 79.00%-> 0
Results	Twenty-four tests were administered during this period resulting in an overall score of 86%.				

QUALITY OF LIFE ISSUES October - December 2021

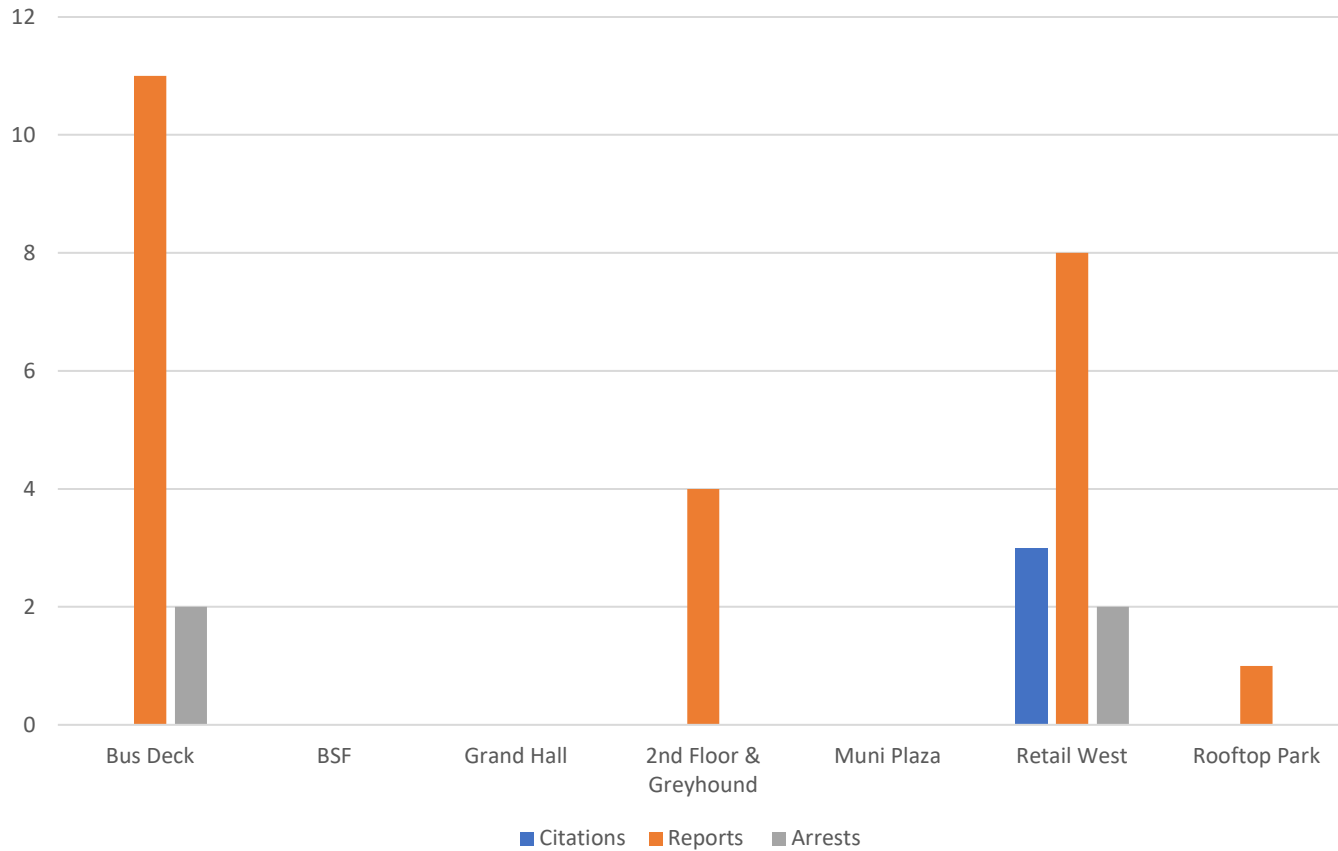


PART I & PART II CRIMES STATS October - December 2021



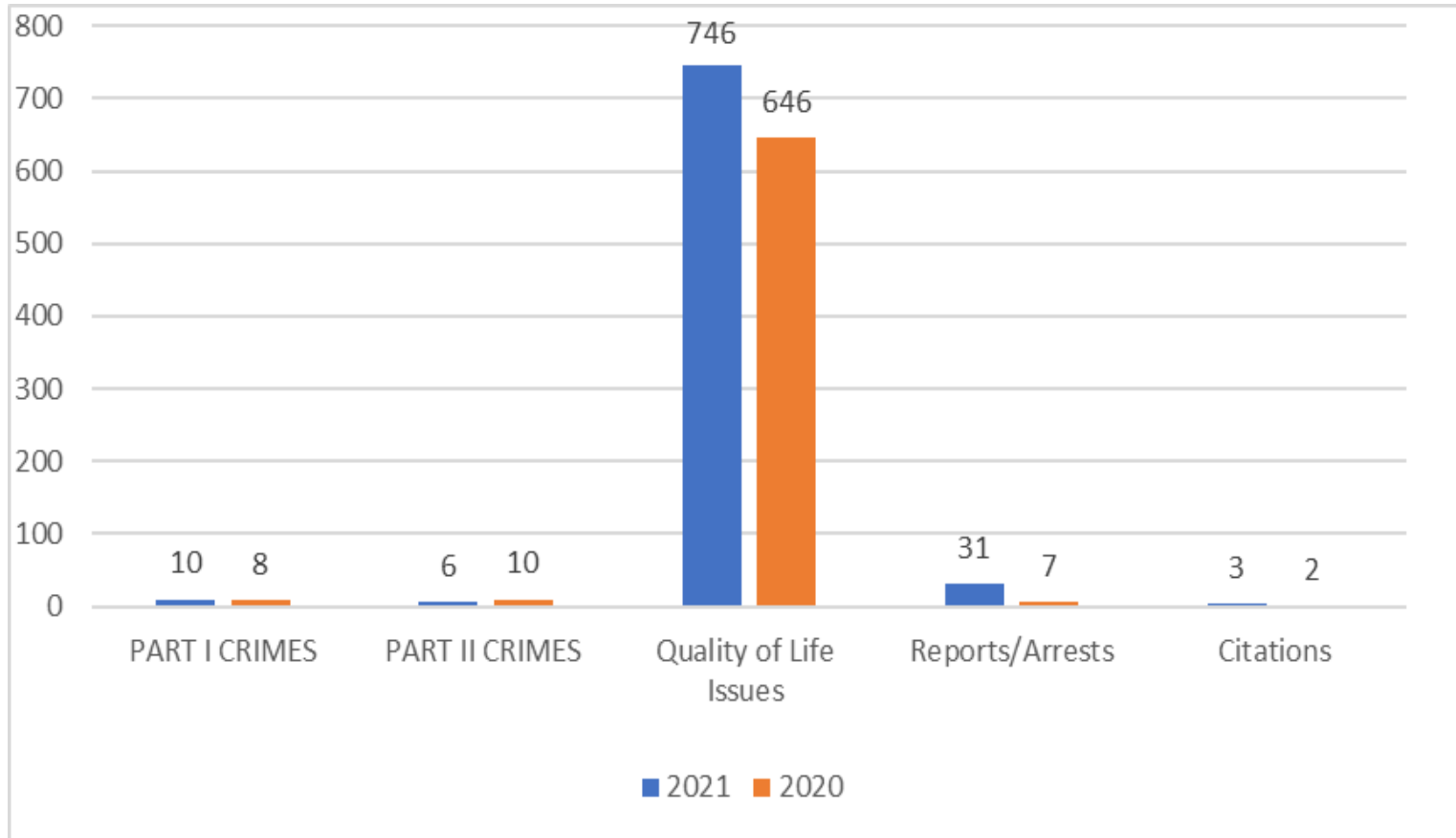
REPORTS & ARRESTS

October - December 2021



COMPARISON

Oct – Dec 2020 vs. Oct – Dec 2021



SFPD "Southern Station" Crime Data



SAN FRANCISCO POLICE DEPARTMENT Crime Data

Comparing a Date Range within One Year to Its Prior Year

Please select:

District

- Bayview
- Central
- Ingleside
- Mission
- Northern
- Park
- Richmond
- Southern
- Taraval
- Tenderloin
- Courtesy Reports

Type Of Crime

- PART 1 PROPERTY CRIMES
- PART 1 VIOLENT CRIMES

Start Date (1/1/2017 onward)

10/1/2021

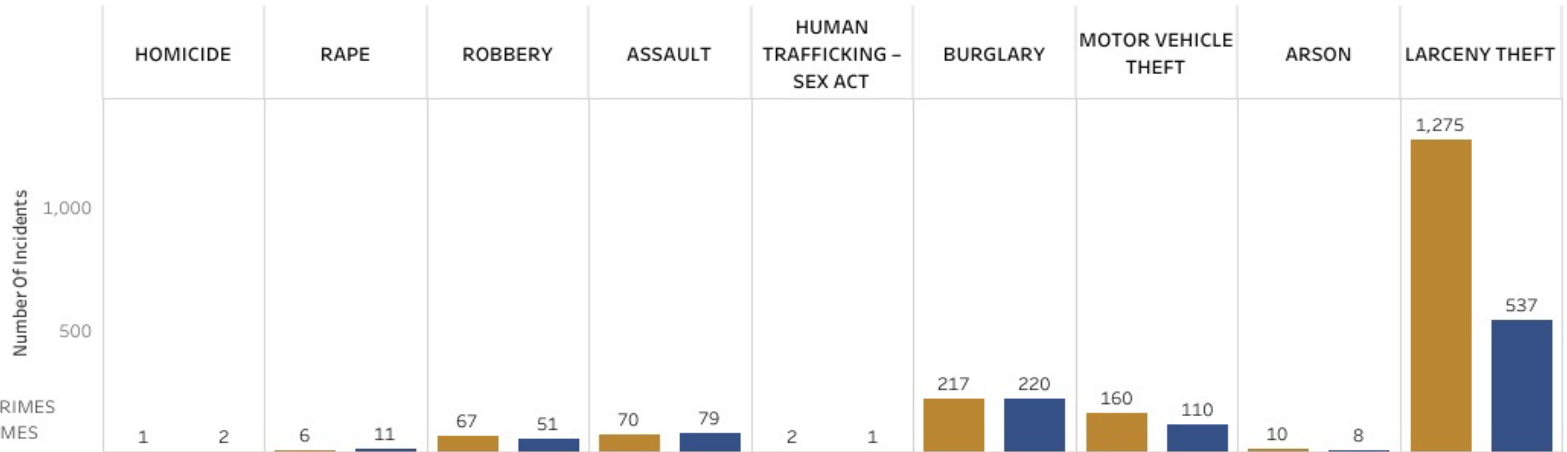
End Date

12/31/2021

- Selected Date Range
- Selected Date Range, Prior Year

Crime data updated weekly and valid through January 2, 2022

Southern
10/1/2021 - 12/31/2021



Crime	Selected Date Range	Selected Date Range, Prior Year	Year-to-Year % Decrease or Increase
HOMICIDE	1	2	-50.0%
RAPE	6	11	-45.5%
ROBBERY	67	51	31.4%
ASSAULT	70	79	-11.4%
HUMAN TRAFFICKING - SEX ACT	2	1	100.0%
BURGLARY	217	220	-1.4%
MOTOR VEHICLE THEFT	160	110	45.5%
ARSON	10	8	25.0%
LARCENY THEFT	1,275	537	137.4%
TOTAL	1,808	1,019	77.4%

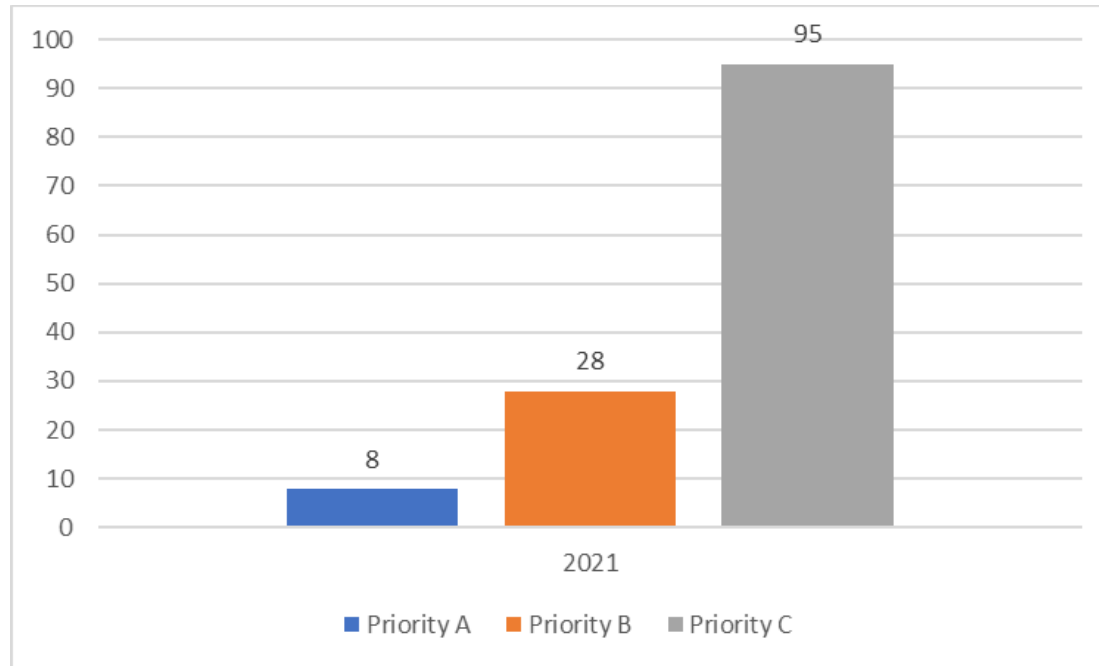
SFPD Citywide Calls for Service Hierarchy

San Francisco Department of Emergency Management uses a hierarchy to designate the urgency and priority of calls requiring a police response.

The examples below are generalized; the dispatcher may assign a different priority based on cues during the call or other context. In addition, the dispatcher may change the original priority level assigned by the call taker as more information becomes available.

Priority	Definition	Examples
A	<ul style="list-style-type: none"> ▪ Present or imminent danger to life, major property damage, or suspect(s) of a crime involving loss of life or serious bodily harm may be in the area and might reasonably be apprehended ▪ A major crime scene must be protected ▪ A juvenile is missing or involved in sexual abuse or assault ▪ An elderly person or any other “at risk” person is missing 	<ul style="list-style-type: none"> ▪ Live gun shots ▪ Multi-car pile-up ▪ Suicide attempt ▪ Fight with weapons ▪ In-progress burglary
B	<ul style="list-style-type: none"> ▪ There is the potential for damage to property ▪ The suspect may be in the area ▪ The crime has just occurred 	<ul style="list-style-type: none"> ▪ Burglary, perpetrator no longer on-scene ▪ Verbal fight
C	<ul style="list-style-type: none"> ▪ There is no present or potential danger to life or property ▪ The suspect is no longer in the area ▪ Th crime scene is protected 	<ul style="list-style-type: none"> ▪ Loitering ▪ Parking violation ▪ Noise complaint

SFPD Citywide Response Times in Minutes



Impacts to Response Time

- Population Density
- Traffic Congestion
- DEM Dispatcher Staffing
- SFPD Sworn Officer Staffing
- Call Volume



Questions?

“Security is Everybody’s Business”



425 Mission Street, Suite 250 San Francisco, CA 94105 • 415.597.4620 • www.tjpa.org