

Update on Construction Closeout of the Salesforce Transit Center

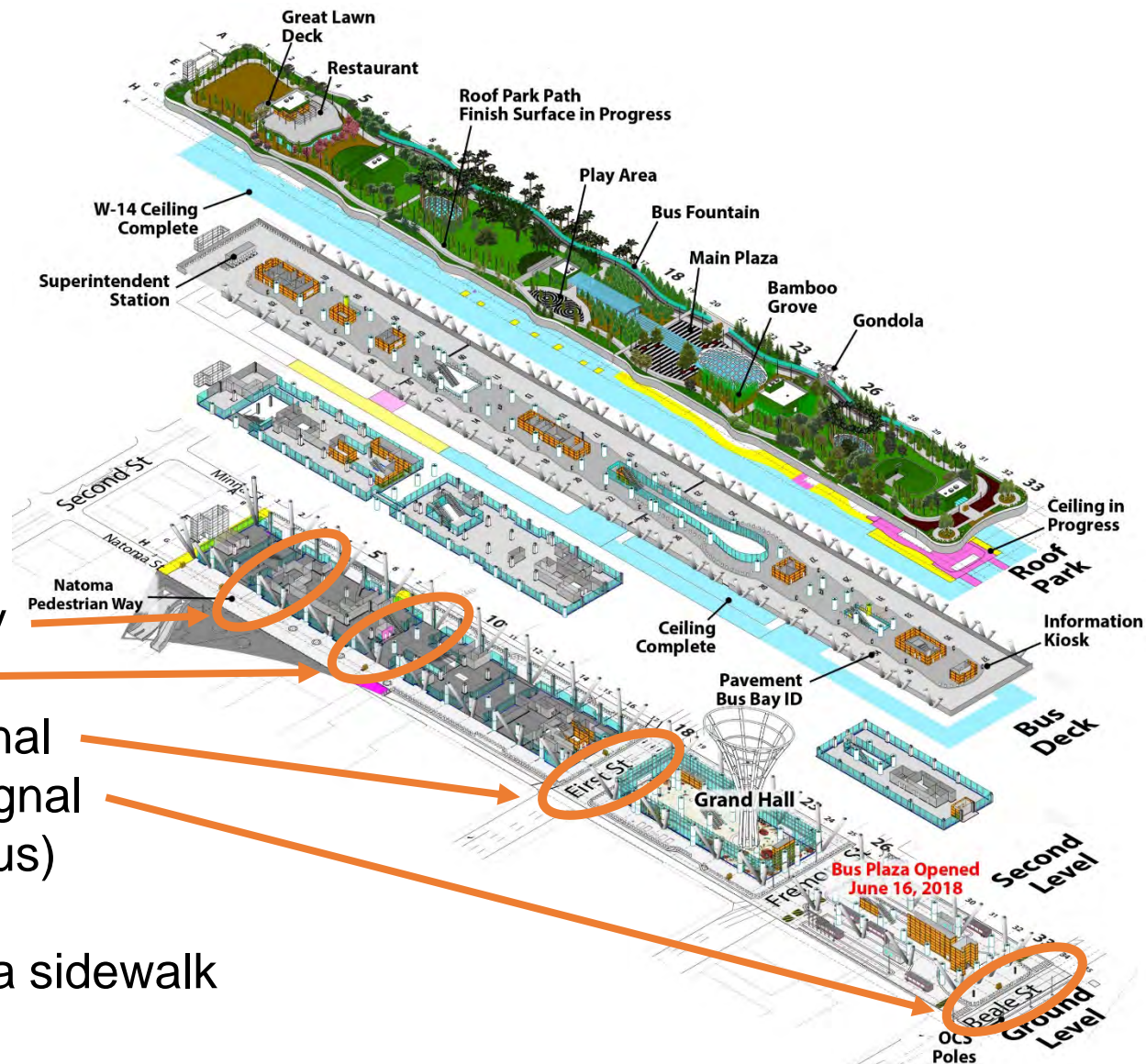
August 2019



Agenda


1. Base Contract Work Status
2. Contract Close out Status
3. Contingency and Phase 1 Budget Status

Base Contract Work Status



- West End Breezeway
- Shaw Alley
- First Street traffic signal
- Beale Street traffic signal
- Ceiling panels (Various)
- Rooftop Pathway
- Bus Ramp @ Natoma sidewalk

Base Contract Work Completed Shaw Alley & West End Breezeway Ceiling



Base Contract Work Completed Traffic signals at First and Beale Streets



Base Contract Work to Complete Ceiling Panels



Rooftop Pathway Completed



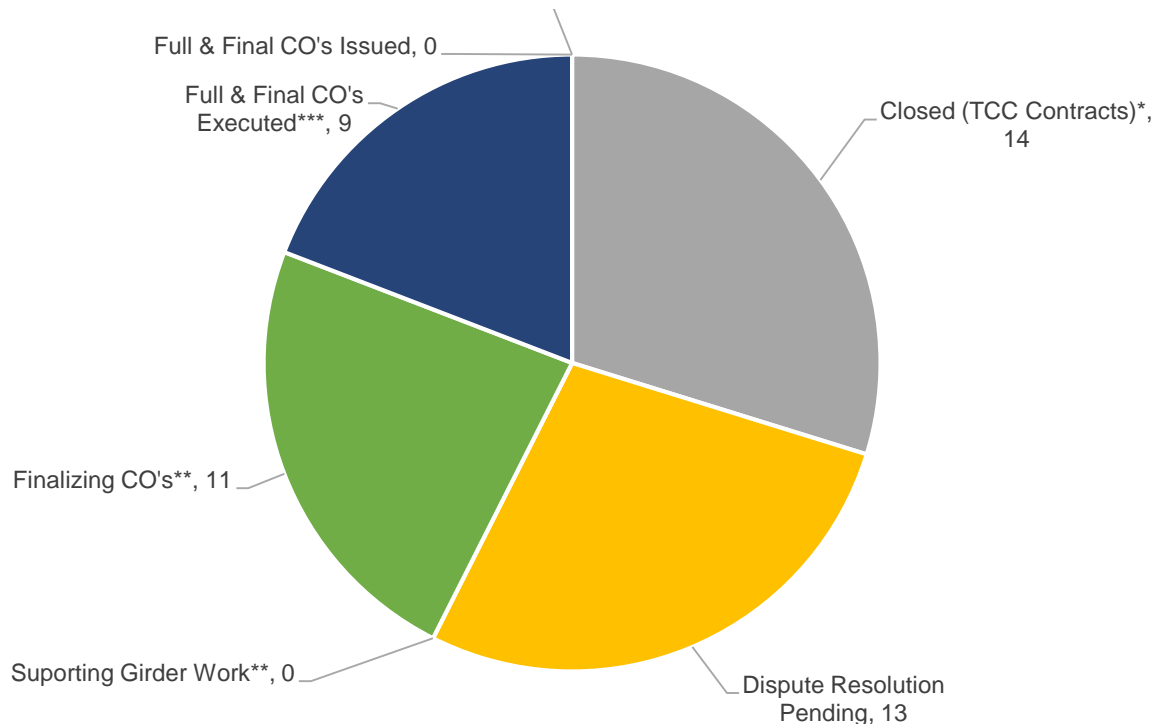
Remaining Work Completed Bus Ramp above Natoma Sidewalk



Contract Close out Status

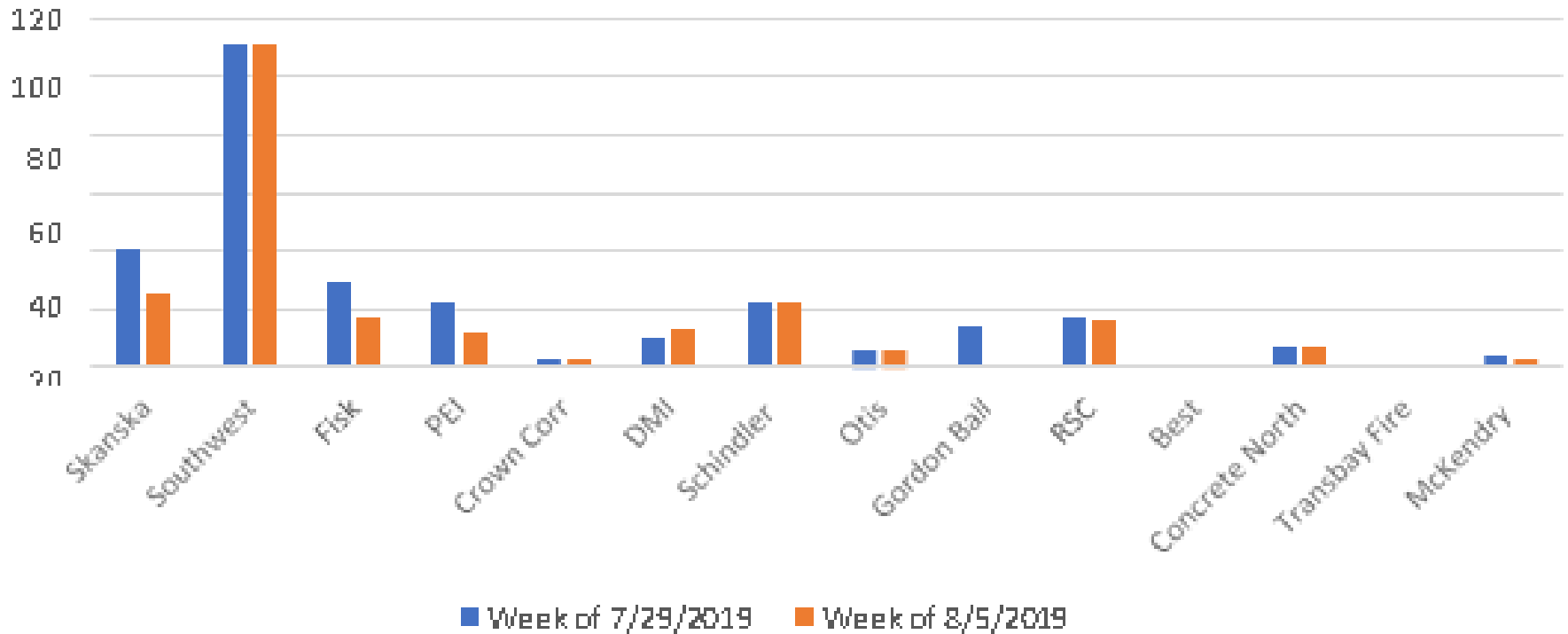
Trade Group status:

- 20 Trade Groups in various stages of the Full & Final change order process
- 13 Trade Groups proceeding to Dispute Resolution
- 14 Trade Groups are closed out



Contract Close out Status

Open Punch List Items per Trade Subcontractor



Contingency Cost

Contingency Tracking (\$millions)

	Construction Contingency	CM/GC Contingency	Program Reserve	Total Contingency & Reserve
Baseline Budget Amounts	\$61.8	\$32.5	\$117.0	\$211.3
Contingency Usage Through June 2019	(\$54.0)	(\$26.1)	(\$90.7)	(\$170.8)
Remaining Baseline Budget Amounts (at June 2019)	7.8	6.4	26.3	\$40.5
Total Draws/Adds July 2019	(0.4)	(0.1)	3.9*	3.4
Remaining Balances	\$7.4	\$6.3	\$30.2	\$43.9

Uses of Contingency this period

Remove and reinstall ceiling panels for signage conduit changes; Phased Minna curb and gutter replacement; W-14 rework for ERRCS wrap installation; Stainless steel enclosures on bus deck; and various other miscellaneous changes. *Program reserve replenishment is from WOJV/TG7.1 deductive CCO for direct costs related to non-conforming work.

Forecasted Contingency Use

CM/GC: \$0.5M

Construction: \$1.0M

Program Reserve: \$0

Budget Status

	Current Budget	Expended thru 06/19*	Estimate at Completion
Construction	1,531.1	1,519.5	1,550.7
Construction and CM/GC Contingencies	13.7	-	-
Design and Support Contracts	621.8	609.2	623.8
Phase 1 Target	2,166.6	2,128.7	2,174.5
Tenant Improvements	35.5	9.1	35.5
301 Mission Legal	27.1	18.9	27.1
Phase 1 Target with TI and 301M Legal	2,229.2	2,156.7	2,237.1
Program Reserve *	30.2	-	22.3
Total Phase 1 Program	2,259.4	2,156.7	2,259.4

* Some June actuals are estimated

*Program reserve replenishment is from WOJV/TG7.1 deductive CCO for direct costs related to non-conforming work.



Thank you

TJPA
TRANSBAY JOINT POWERS AUTHORITY

201 Mission Street, Suite 2100 San Francisco, CA 94105 • 415.597.4620 • www.tjpa.org